




5

The Way The World Looks

0425CH05

Gappu's Air Journey

Gappu was a brave little mouse. One day, he saw children playing with a huge gas balloon. The balloon went up and touched the roof. Gappu was thrilled. He got an idea. Next day, when the children went to school, Gappu climbed up the string of the balloon. He could see the blades of the fan from above.



Oh! There is so much dirt on these blades. From below they look so clean.

- ❖ Draw how the fan looks from below.

Gappu looked down. He could see the bed, the chair, one table with books on it and the other table with a bottle, a jug, fruits etc.

- ❖ Look for these things in the photo.



That stupid Chinky is looking for cheese. Can't even see it is kept on top of the jug.

The story demands a high level of imagination and children need adequate discussion about how things look differently in shape and size when you see them from different views and distances. However, the story should not lose its fun element.

- ❖ Can you think why Gappu could see the cheese on the jug but Chinky could not?

Just then a strong wind pushed the balloon out of the room.

The balloon flew up and Gappu started going up in the sky. As he looked down, he could see his house.

As he went higher he could see things around his house — the park, the Gurudwara, the railway-line, a sweet-shop and Suhasini's house with the big water-tank on its roof ...

When I ran around in my house, it looked so big! But from here, it looks small. How is that?

Who is that, on the railway track? Is it that fat cat Monty? Ha! Ha! Ha! From here it looks like a big white mouse.

This must be the Gurudwara where Amarjeet goes every day.

I did not know there is a sweet shop here! Yummy!



- ❖ Imagine how your classroom looks from above. Try to draw it and mark the benches, blackboard, doors, windows etc.

The balloon went up, up and up. Gappu kept wondering how big the world is! Now he could see lots of houses, streets, roads and buses.




Suddenly, there was a loud sound ... *phatt!* The balloon burst and started falling down ... down ... and everything started looking bigger and bigger. *Dhapp!* --- Gappu fell on the railway-track. He ran to save himself from the cruel Monty who ran after Gappu and the other rats on the railway track.

When Gappu saw the railway-track from above, it looked like this —



But when he fell on the track, the railway line looked like this.

Oh! Things look so different when you look at them from the top and from the side.



- ❖ Look at these pictures and discuss why things look wide and big at this end but narrow and small at the other end.



Match Two Views of the Same Pose

This is a top view of a girl in a yoga pose.

Only one of the photos below is the correct match of the same yoga pose. Mark it.



These are two different views of the same bowls.



❖ In which photo are the bowls upside down? _____

Look at the side view in photo 3 to find the answer.



❖ Draw lines to match the side view with the top view of

— A pipe

— A funnel



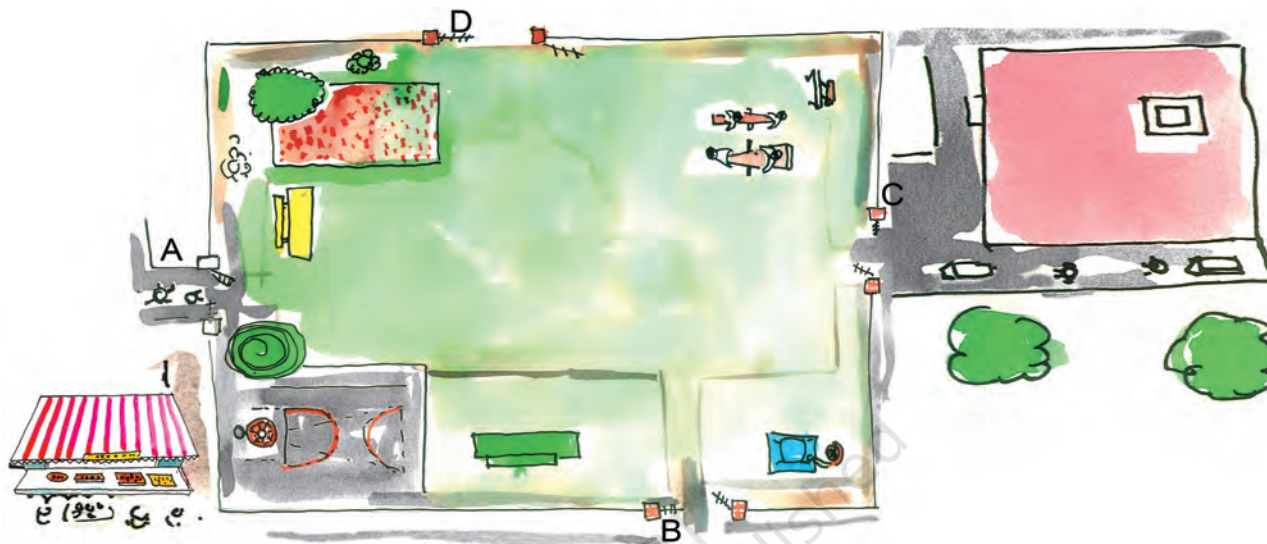
❖ Try to draw pictures of a shoe from the side, top, front etc.

It would be exciting for children to imagine and find out how different things can look from different angles. It also helps to improve their spatial understanding.

The Park behind Gappu's House

Do you remember the park behind Gappu's house?

Here is a bigger picture of that park. Look at it carefully and answer the questions.

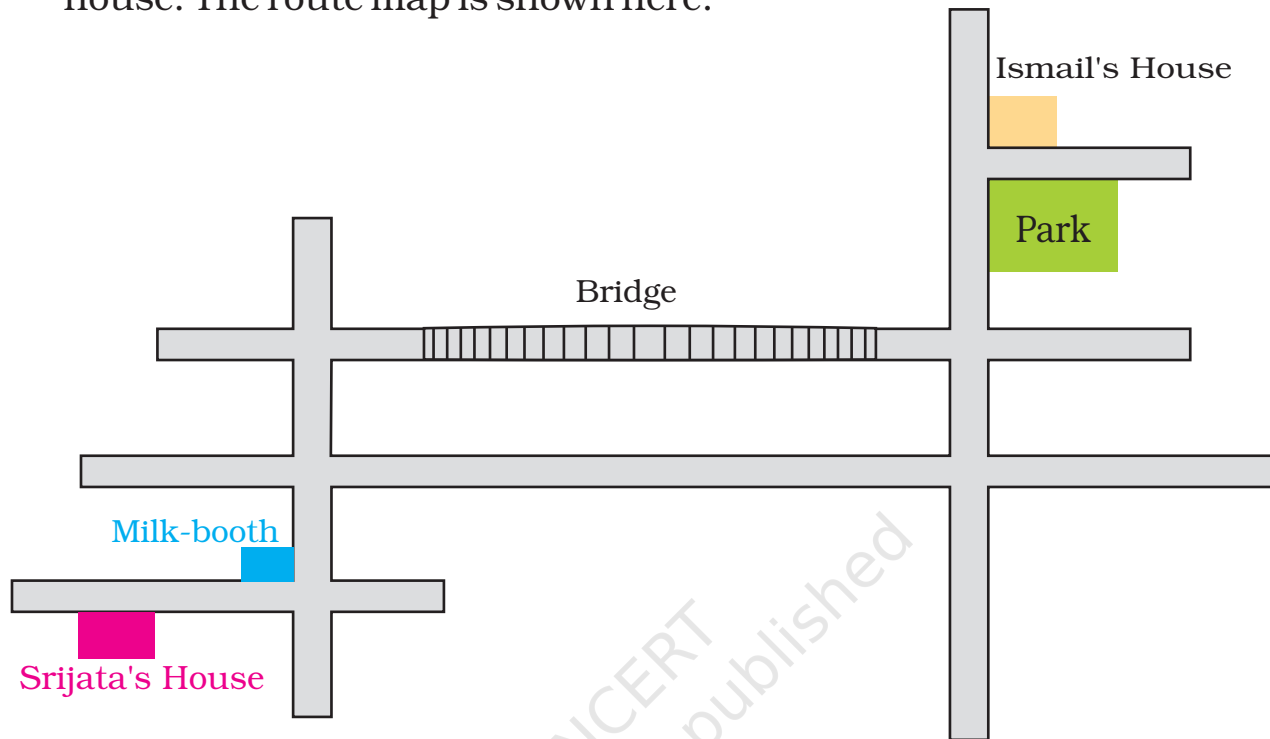


- ❖ Mark the gate nearest to the sweet shop. **A / B / C / D**
- ❖ Which gate is nearest to Gappu's house?
- ❖ If you enter from gate B, the green bench will be to your —
Left / Right / Front
- ❖ When Suhasini entered the park, the flower bed was to her right. Which gate did she enter from?
- ❖ Which of these is nearest to you if you enter from gate C?
 1. Basketball court
 2. Flower bed
 3. Green bench
 4. See-saw

Young children tend to think of directions like left, front etc. in absolute terms. It is important for the development of spatial understanding to make them aware that directions are relative to one's position. Something that is towards the left from one position can be towards the right from another position. More activities can be done in the class based on this concept.

Ismail's Home

On the phone Ismail told Srijata the route to his house from her house. The route map is shown here.



This is what Ismail told Srijata:




"From your house, reach the milk-booth and then take a left turn. From the second crossing take a right turn and go over the bridge. Go straight and then take the first right turn. After about 100 metres you will see a big park.

When you cross the park you will come to a side lane. My house is the first house in that lane.

- ❖ Did Ismail go wrong somewhere? Can you correct him?
- ❖ Show where Srijata will reach if she takes the route he told her.
- ❖ Write the directions for going from Ismail's house to Srijata's house.


Gibli and the Big Box

Do you remember Gibli the ant in the Math-Magic Book 3?




Well, one day Gibli saw a big box on her way. It looked like this.

Gibli moved across and turned left. Now she could see the other face of the big box.



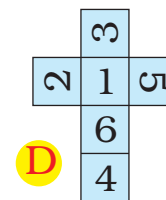
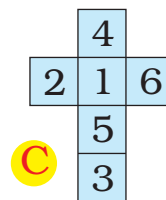
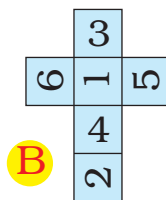
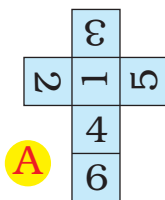
Gibli was confused. What was this box? She climbed on a cup and tried to see from there. The box looked like this.



Can you guess what that box-like thing was?

The numbers on the opposite faces of this box add up to 7.

- ❖ Which number was on the opposite side of 5?
- ❖ In the picture, which number will be at the bottom?
- ❖ Which number will Gibli see if she again turns left from 5?
- ❖ What will this box look like if you opened it up? Mark the correct picture.



Try it out

Draw a shape like this on a thick paper. Cut it out and colour the different faces in different colours.

Can you use this box to play a game?

