



Who is Heavier?



0325CH08

Gur (jaggery) and Groundnuts

Shabnam loved to eat jaggery (gur) and groundnuts.

One day she bought 1 kg of jaggery and 1 kg of groundnuts.

(You know that kilogram is also written as kg.)




- * Are the groundnuts really more than the jaggery (gur) in weight or do they just look more?

Now guess, for which of these you need a bigger bag:

- (1) 1 kg popcorn or 1 kg sugar?
- (2) 1 kg peas or 1 kg potatoes?

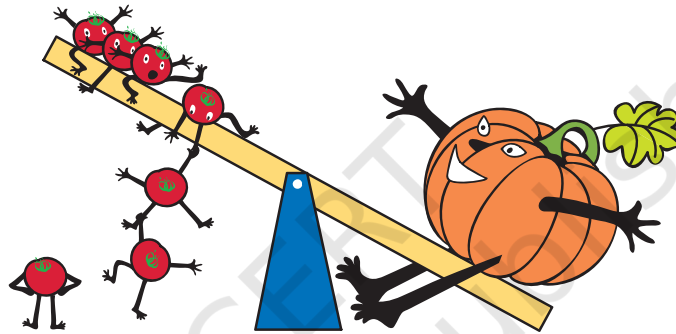
Go to the market and check if your guess is right.



Pumpkin Tomato 'Panga'


This is the playground where tomatoes come to play every day. They love playing on the see-saw. One day a big pumpkin comes and sits on one side of the see-saw. When he does not get up for a long time, the tomatoes decide to sit on the other side and lift the pumpkin up so that he falls off.

The little tomatoes start climbing on to the other side...1, 2, 3, 4, 5 25. Huh! The pumpkin is still sitting and laughing. So, the big tomatoes decide to help. The little ones get down




and make way for the fat ones. 1, 2, 3, 4 20.

Yeah! The pumpkin is up in the air. It shouts — Bring me down, bring me down please!




'Panga' is a colloquial word which gives the sense of a problem or a quarrel. It has been used deliberately because children can find it amusing.



* How many small tomatoes do you think could lift the pumpkin up?

- Ten
- Twenty
- Forty

* How many big mangoes can balance the pumpkin?



* How many pumpkins can balance you on the see-saw?



* Name some of your classmates who you think weigh

(a) Almost the same as you

(b) More than you

(c) Less than you

* How many books can you lift on one hand keeping your arm straight?

Double her Weight

Kunjamma's parents have a different way of celebrating Independence Day because Kunjamma was born that day. They buy sweets double of Kunjamma's weight and distribute them among poor people.



When Kunjamma was born, she was 3 kg. Today is Independence Day and Kunjamma is 5 years old. She is 28 kg now.

* Now guess her weight and the amount of sweets her parents distribute every Independence Day.

<i>Kunjamma's age</i>	<i>Kunjamma's weight</i>	<i>Amount of sweets</i>
At birth	3 kg	$3 + 3 = 6$ kg
1 year old	9 kg	_____
2 years old	_____	$13 + 13 = 26$ kg
3 years old	17 kg	_____
4 years old	_____	_____
5 years old	28 kg	_____

You can ask your parents how much a 2-year old or 4-year old child could weigh.

Guess your own weight



Yum-yum Rice

Shugoto heard about a new dish on the radio. He wants to try making it. When he notes down how to make it, he gets confused.

This is what he notes down —

- (1) Pour **2 spoons** of water in the pot
- (2) Boil the water and add
 - **1 pinch** of *daal*
 - **half kg** red chilli powder
 - **1 bowl** salt
- (3) Now put **a spoon** of rice
- (4) Add **2** peas and **8 glasses** of mustard seeds
- (5) Finally add **1 kg** of onions

Mix everything and boil for 15 minutes.

But Shugoto feels there is something VERY wrong in the amounts of everything!!!

* Help him match the things with their right amounts.

- | | |
|----------------|-------------------|
| 1 kg | rice |
| half kg | <i>daal</i> |
| _____ | peas |
| _____ | water |
| _____ | onions |
| _____ | salt |
| _____ | mustard seeds |
| _____ | red chilli powder |

B. Guess their weights and match.



10 kg



400 kg

Less than 1 kg

More than 1000 kg

80 kg

2 kg



C.

Guess which of the following things weigh more than 1 kilogram? Which ones will weigh less than 1 kilogram (kg)?


i) Your school bag



ii) Geometry box




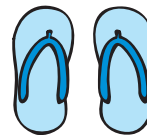
iii) A brick



iv) A big pumpkin




v) Your pair of slippers/shoes



Bring a balance and a 1 kg weight to class. Check if your guess was right.

D. Use your balance to find which of the following is heavier —

- i) A water bottle or a cricket ball
- ii) Your shoe or your pencil box
- iii) Your Maths book or Hindi book
- iv) Your bag or your friend's bag



E. Weigh 1 kg of mud or sand. Divide it equally into 2 bags. Use the balance to check if both the bags have equal weight.



Each bag of mud is your half-kg weight. Use it to weigh some other things around you.

* Make a list of

- i) Things weighing less than half kg.
- ii) Things weighing more than half kg.


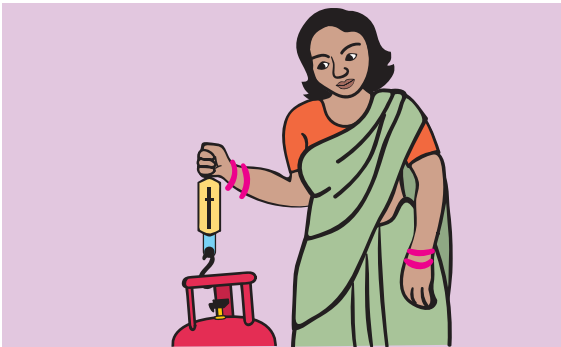
Different activities will help children to guess and estimate weights of familiar things they see at home, at the grocery shop, etc. Guessing the weights of animals is an enjoyable exercise and helps them get a feel of larger weights. Teachers must bring a balance to class and give them a chance to weigh things themselves.

Look for Weights and Balances

Make a trip to your nearest junk dealer, vegetable shop and grocery shop. Have a look at the weights they use. Find out:

- i) Who uses the biggest weight?
- ii) Who uses the smallest weight?

Have you seen any of these balances?



In which shop would you find the following types of weights?
Discuss with your friends.

